


























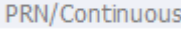


Icons in CareCompass

Icon	Description
	Medication: Indicates Medication Activities.
	Patient Care: Indicates Patient Care Activities.
	Assessments: Indicates Patient Assessment Activities.
 or 	Other: Indicates Other Activities.
	Plan of Care: Indicates that the patient has a Plan of Care. Position the pointer over this icon to view additional information about the Plans of Care.
	Nurse Review: Indicates that the order requires nurse review.
	Immediate Priority: Indicates that the patient has STAT/NOW orders.
	Critical Results: Indicates that the patient has Critical results.
	Non-Critical New Information: Indicates that the patient has new non-critical results or orders. Click this icon to view additional information about the new non-critical information.
	Critical New Information: Indicates that the patient has new critical results or STAT/NOW orders. Click this icon to view additional information about the new critical information.
	High Risk Alert: Indicates that the patient has high risk indicators. Position the pointer over this icon to view additional information about the high-risk indicators.

 or 	<p>Isolation: Indicates that the patient is in isolation. Position the pointer over this icon to view additional information about the isolation types.</p>
	<p>No Quality Measures Met: Indicates that no Quality Measures have been met. Position the pointer over this icon to view additional information about Quality Measures.</p>
	<p>At least one Quality Measures Met: Indicates that at least one Quality Measure has been met. Position the pointer over this icon to view additional information about Quality Measures.</p>
	<p>All Quality Measures Met: Indicates that all Quality Measures have been met. Position the pointer over this icon to view additional information about Quality Measures.</p>
	<p>New Notifications: Notification of new information. Click this icon to view more information about the notifications.</p>
	<p>Order Comment: Indicates that an order has a comment attached. Position the pointer over this icon to view the comment.</p>
	<p>Confidential: Indicates that the patient is confidential.</p>
	<p>Help: Clicking on this button opens the CareCompass Help Pages</p>

	Establish Relationship: Clicking this button opens Establish Relationship Dialog box.
	List Maintenance: Clicking this button opens the List Maintenance dialog box and allows you to manage list.
	Add Patient: Clicking this button opens the Add Patient widow and allows you to add a patient to the current list.
	Abnormal Result: Normalcy indicator indicates result is Abnormal.
	High Result: Normalcy indicator indicates result is High.
	Low Result: Normalcy indicator indicates result is Low.
	PRN/Continuous: Displays PRN and Continuous activities for a patient.