


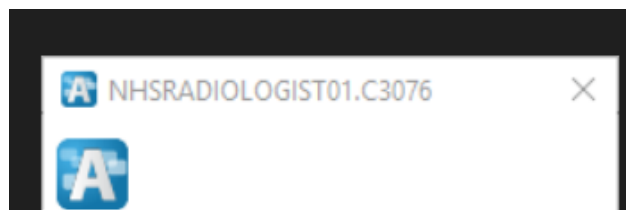
RADIOLOGIST APP BAR

HOSPITAL INFORMATION SYSTEM (HIS)

Setting up Radiologist App Bar

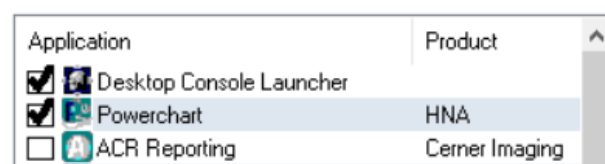
Left-click on the 

- Scroll down to **Customize** and left-click
- Left-click on the 2nd tab button



Choose:

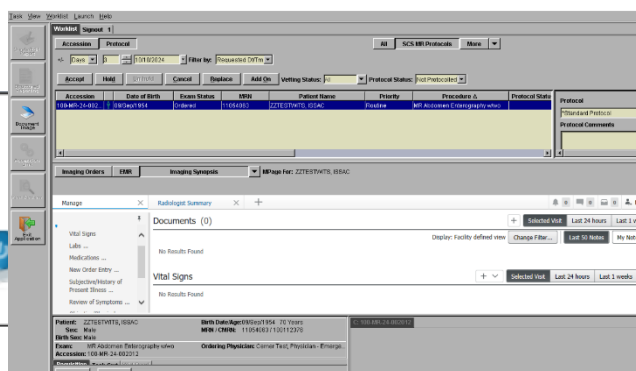

1. Desktop Console Launcher (RDT),
2. Power Chart




Click **Ok** in bottom right-hand corner to save your settings.

- **Radiologist App bar** will now appear with those Apps.

Left-click or  to open RDT



Left-click on  to open PowerChart

