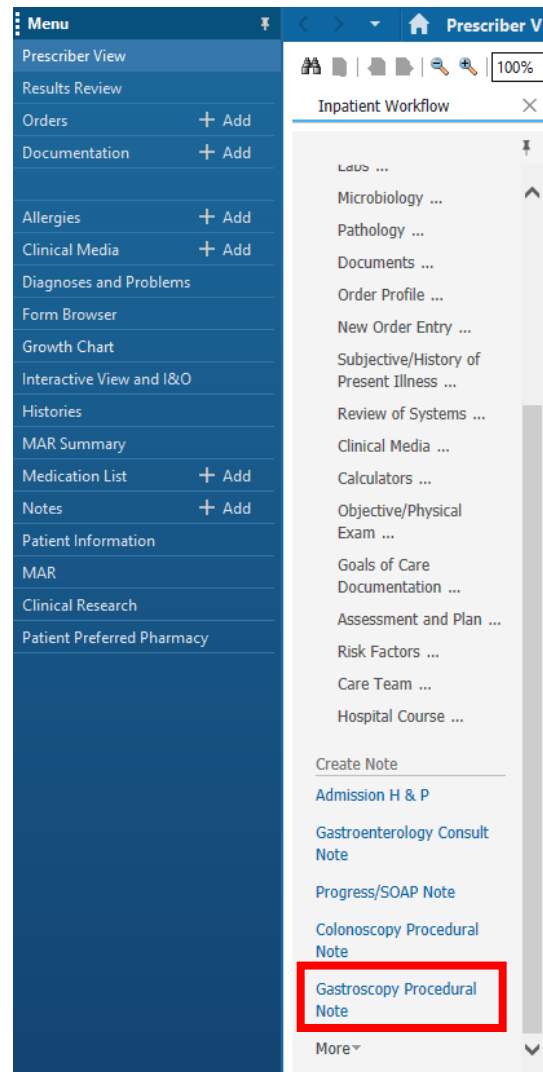


## PRESCRIBERS

### Creating a Gastroscopy Procedural Note

1. Locate **Create Note** Section at the bottom of your Workflow MPage and click **Gastroscopy Procedural Note**.



2. Procedural Note opens
3. To pull up the Autotext type ".gastro" to find the ".gastroscopyprocedure" autotext
4. Click enter to open up the note



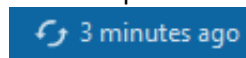
# CREATING GASTROSCOPY PROCEEDURE NOTE HOSPITAL INFORMATION SYSTEM (HIS)

- Fill out the fields to complete documentation using the dropdown arrow or using freetext/Dragon dictation as clinically appropriate.

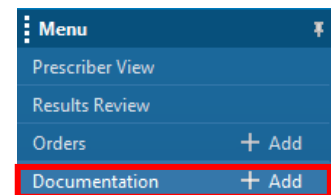
- Click Sign/Submit when note complete and then Sign.



- Click Refresh (found in top right hand corner of the patient chart).



- Procedural Note will be found in the Documentation section of the Blue Menu



List

Display: All Advanced Filters

Service Date/Time	Subject	Type	Facility	Author: Contributor(s)	Status
2024-Oct-10 15:04:32	Gastroscopy Procedural Note	Procedure Note	NFS	NHS Test02, Physician - Gastroenterology	Auth (Verified)
2024-Oct-10 13:33:38	Discharge Summary	Discharge Summary	NFS	NHS Test01, Physician - Hospitalist	Auth (Verified)
2024-Oct-10 13:24:23	Consult Note	Hospitalist Consultation	NFS	NHS Test01, Physician - Hospitalist	Auth (Verified)
2024-Oct-08 14:19:25	Progress/SOAP Note	Hospitalist Progress Note	NFS	NHS Test01, Physician - Hospitalist	Auth (Verified)
2024-Oct-08 14:09:22	Admission H & P	History and Physical	NFS	NHS Test01, Physician - Hospitalist	Auth (Verified)
2024-Oct-08 08:34:15	History and Physical	History and Physical	NFS	Oelofse, Wouter	Anticipated