

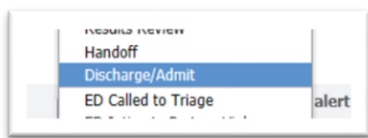
EMERGENCY NURSES

The Nurse will go in and discharge the patient from the board, once the physician/provider has placed the discharge order on the patient.

1. Once the discharge order has been placed by the provider, you will notice this icon in the status column



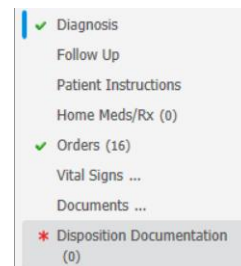
Another place you can see the discharge order is within the Activities View.



2. Right click on the patient's row to open up the context menu and select 'Discharge/Admit'. This will open the discharge/admit mPage.

3. Within the mPage, there will be a list to the left-hand side of documents that have to be completed/fulfilled prior to being able to discharge the patient.

- Anything with a red Asterix is still required.
- Anything with a green checkmark has been fulfilled.



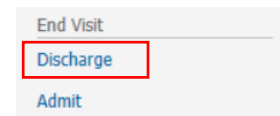
4. Select 'Disposition Documentation' from the list.

You will then click on the arrow to the drop left and select 'ED Disposition Documentation'.



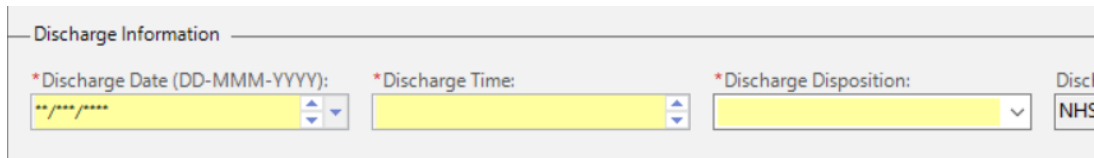
5. The Disposition window will open. Fill in the fields as applicable and sign the form via the green checkmark in the top left-hand side.

6. Within the same mPage, you will select 'Discharge' under End Visit in the list to the left.



- This is what is going to get the patient 'Off the board' in ED. ONLY do this as the patient is leaving or has left the department.

7. The discharge conversation window will open. Fill in the mandatory fields. Then click 'Complete'.



Discharge Information

* Discharge Date (DD-MMM-YYYY): **/**/****

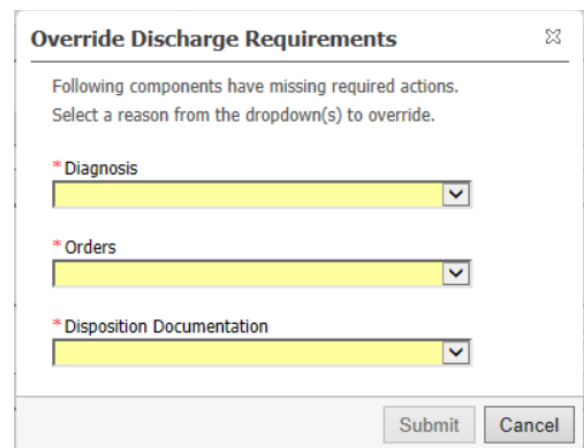
* Discharge Time:

* Discharge Disposition:

Disc NHS

***NOTE:** If there is no diagnosis and discharge order entered by the physician/provider, when you go to complete step 6 above, you will get this pop-up window. You may utilize the drop downs in order to override and continue to the discharge.

You may also have to do this for patients who have left **AMA or **LWBS** and the physician does not have a diagnosis or discharge order and they weren't seen.



Override Discharge Requirements

Following components have missing required actions.
Select a reason from the dropdown(s) to override.

* Diagnosis

* Orders

* Disposition Documentation

Submit Cancel