



SMART & QRT PROGRAMS

HOSPITAL INFORMATION SYSTEM (HIS)

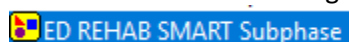
OCCUPATIONAL THERAPY, PHYSIOTHERAPY, CASE MANAGEMENT

SMART Program

The SMART Program, which stands for Senior Mobility Assess and Restore Team, is a Provincially funded program. It exclusively involves Occupational Therapy and Physiotherapy. This program is offered at the larger Niagara Health sites.

SMART Program Order

The Prescriber in the Emergency Department, will order ED REHAB SMART Subphase.



The order details include the *Inclusion Criteria* and automatic, individual consult orders to Occupational Therapy and Physiotherapy.

ED REHAB SMART Subphase (Initiated Pending)

Admission/Transfer/Discharge

INCLUSION CRITERIA:

- o The program targets admitted patients
- o Patients must be 65 years of age or older
- o Patients must be from home or retirement home in the community who are at risk for deconditioning in hospital (not Long Term Care Home patients)
- o Patients must be cognitively intact and/or able to follow directions during therapy
- o Patients must be a maximum of 1 assist to qualify for program at time of admission
- o Patients must have a written physician's order for OT and PT

Interprofessional Consults

| Component | Status | Dose... | Details |
|--|--------|---------|---------|
| <input checked="" type="checkbox"/> <input checked="" type="checkbox"/> Consult to Senior Mobility Assess and Restore Team - ... | | | T;N |
| <input checked="" type="checkbox"/> <input checked="" type="checkbox"/> Consult to Senior Mobility Assess and Restore Team - ... | | | T;N |

Consult to SMART - OT

Interprofessional Consults

| | |
|---|-----|
| <input checked="" type="checkbox"/> <input checked="" type="checkbox"/> Consult to Senior Mobility Assess and Restore Team - ... | T;N |
| <input checked="" type="checkbox"/> <input checked="" type="checkbox"/> Consult to Senior Mobility Assess and Restore Team - Occupational Therapy (Consult to SMART - OT) | |

Consult to SMART – PT

Interprofessional Consults

| | |
|--|-----|
| <input checked="" type="checkbox"/> <input checked="" type="checkbox"/> Consult to Senior Mobility Assess and Restore Team - ... | T;N |
| <input checked="" type="checkbox"/> <input checked="" type="checkbox"/> Consult to Senior Mobility Assess and Restore Team - ... | T;N |
| <input checked="" type="checkbox"/> <input checked="" type="checkbox"/> Consult to Senior Mobility Assess and Restore Team - Physiotherapy (Consult to SMART - PT) | |



SMART & QRT PROGRAMS

HOSPITAL INFORMATION SYSTEM (HIS)

PowerForm Tasking

Occupational Therapy and Physiotherapy will be tasked with the SMART Assessment, the Admission Barthel Index of Activities of Daily Living, and the Discharge Barthel Index of Activities of Daily Living PowerForms

Occupational Therapy –

Multi-Patient Task List Viewpoint

| Name | Location/Room/Bed | Medical Record Number | Task Status | Scheduled Date and Time | Task Description | Order Details |
|---|-------------------|-----------------------|-------------|-------------------------|---|-------------------------------|
| ZZTEST, REHABONE SC ED / WR 1/Jan/1985 <i>*Name Alert</i> | | 11054443 | Overdue | 2024-Oct-19 16:48 | OT SMART Assessment | 10/19/24 16:48:00 EDT, OT Ass |
| ZZTEST, REHABONE SC ED / WR 1/Jan/1985 <i>*Name Alert</i> | | 11054443 | Pending | 2024-Oct-19 16:48 | Admission Barthel Index of Activities of Daily Living | |
| ZZTEST, REHABONE SC ED / WR 1/Jan/1985 <i>*Name Alert</i> | | 11054443 | Pending | 2024-Oct-19 16:48 | Discharge Barthel Index of Activities of Daily Living | |

Rehab Organizer Viewpoint

ZZTEST, REHABONE
39 yrs Female DOB: 01 JAN 1985 MRN: 11054443 FIN: 22-005759

Tasks (4)

▼ Assessments (2)

OT SMART Assessment
10/19/24 16:48:00 EDT, OT Assessment and Treatment

PT SMART Assessment
10/19/24 16:48:00 EDT, PT Assessment and Treatment, Modular 10/19/24 16:48:00 EDT

▼ Treatment (2)

Admission Barthel Index of Activities of Daily Living

Discharge Barthel Index of Activities of Daily Living

Occupational Therapists can see the Physiotherapist's tasking of the SMART Assessment and Admission and Discharge Barthels.

PT SMART tasking

Barthels



SMART & QRT PROGRAMS

HOSPITAL INFORMATION SYSTEM (HIS)

Physiotherapy –

Multi-Patient Task List Viewpoint

| | | | | | |
|---|----------|---------|-------------------|---|--------------------------------|
| ZZTEST, REHABONESC ED / WR 01/Jan/1985 <i>*Name Alert</i> | 11054443 | Overdue | 2024-Oct-19 16:48 | PT SMART Assessment | 10/19/24 16:48:00 EDT, PT Asse |
| ZZTEST, REHABONESC ED / WR 01/Jan/1985 <i>*Name Alert</i> | 11054443 | Pending | 2024-Oct-19 16:48 | Admission Barthel Index of Activities of Daily Living | |
| ZZTEST, REHABONESC ED / WR 01/Jan/1985 <i>*Name Alert</i> | 11054443 | Pending | 2024-Oct-19 16:48 | Discharge Barthel Index of Activities of Daily Living | |

Rehab Organizer Viewpoint

ZZTEST, REHABONE
39 yrs Female DOB: 01 JAN 1985 MRN: 11054443 FIN: 22-005759

Tasks (4)

▼ Assessments (2)

- OT SMART Assessment
10/19/24 16:48:00 EDT, OT Assessment and Treatment
- PT SMART Assessment
10/19/24 16:48:00 EDT, PT Assessment and Treatment, Modular 10/19/24 16:48:00 EDT

Document Not Done

▼ Treatment (2)

- Admission Barthel Index of Activities of Daily Living
Document Not Done
- Discharge Barthel Index of Activities of Daily Living
Done Document Not Done

Physiotherapists can see the Occupational Therapist's tasking of the SMART Assessment and Admission and Discharge Barthels.

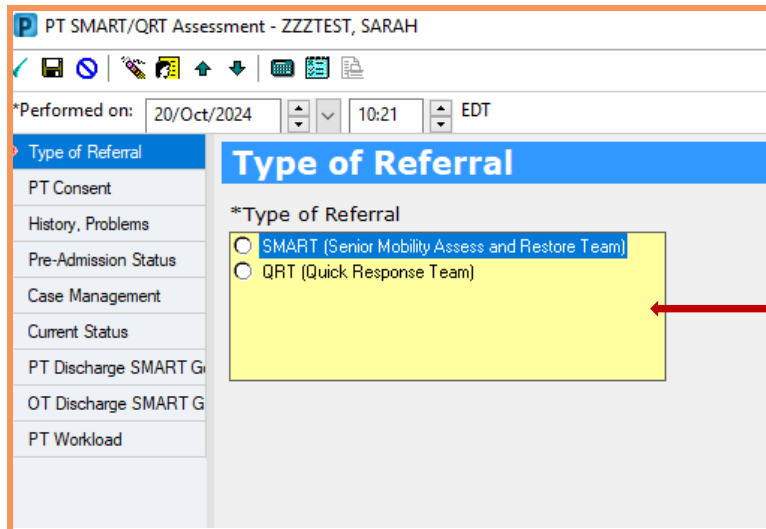
OT SMART tasking

Barthels

*****Note:** The Occupational Therapist and the Physiotherapist should be retrieving the SMART Assessment PowerForm from the task to document. From the Multi-Patient Task List, double-click the task to open the SMART Assessment PowerForm to document; from the Rehab Organizer, click on the **Document** tab in the Tasks box to open the SMART Assessment to document.

SMART Assessment PowerForm

The SMART Assessment PowerForm is the same as the QRT Assessment PowerForm. Therefore, the first section of this particular assessment PowerForm is a required field, to identify the type of assessment.



Choose SMART (Senior Mobility Assess and Restore Team) to satisfy the required field and to identify the type of assessment

*****Note:** The sections to the left of the PowerForm are clearly identified, including areas for the PT and OT to document. Since this assessment PowerForm is the same as the QRT Assessment PowerForm, there is a section dedicated to the Case Manager. For the purposes of the SMART Assessment, the Case Management section of this PowerForm is not necessary.

Last Charted Value Feature

The History, Problems, Pre-Admission Status, Current Status, PT Discharge SMART Goals, and the OT Discharge SMART Goals sections of this PowerForm utilize **Last Charted Value (LCV)** functionality. This means that the last information placed into these areas, that data will flow into the next opened PowerForm.



SMART & QRT PROGRAMS

HOSPITAL INFORMATION SYSTEM (HIS)

For example, if a PT opens their SMART Assessment PowerForm to complete first, their data will flow into the OT's SMART Assessment PowerForm.

Physiotherapist Entry – Last Charted Value (LCV) Feature

| | Independent | Modified | Assist Needed | Dependent | Comment |
|-------------------------|-------------|----------|---------------|-----------|---------------------------------|
| Toileting | | | X | | Assist x 1 |
| Bathing | | | | | |
| Dressing | | | | | |
| Supine to Sit | | | X | | Assist x 1 |
| Sit to Supine | | | X | | Assist x 1 |
| Sit to Stand | | | X | | Assist x 1 with rollator walker |
| Stand to Sit | | | | | |
| Bed to Chair/Wheelchair | | | | | |
| Chair/Wheelchair to Bed | | | | | |
| Functional Mobility | | | X | | Assist x 1 with rollator walker |
| Stairs | | | | | |

*****Note:** The OT Discharge SMART Goals section will flow into the PT's SMART Assessment PowerForm as Last Charted Value. The PT should not be writing in the OT Discharge SMART Goals section.



SMART & QRT PROGRAMS

HOSPITAL INFORMATION SYSTEM (HIS)

Occupational Therapist Entry and Viewpoint of Last Charted Value (LCV) Feature

OT SMART/QRT Assessment - ZZZTEST, SARAH

*Performed on: 20/Oct/2024 10:56 EDT By: NHS Test01, Occupat

Current Status

Subjective Statement

Segoe UI 9

Patient reports feeling weak, with a fear of falling.

Current Cognition Status

Patient is alert and oriented x 3. Patient able to follow directions, and responses are appropriate.

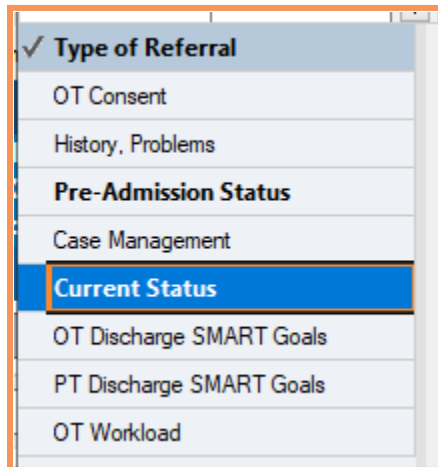
Current Functional Status

| | Independent | Modified | Assist Needed | Dependent | Comment |
|-------------------------|-------------|----------|---------------|-----------|---------|
| Toileting | | | X | | |
| Bathing | | | | | |
| Dressing | | | | | |
| Supine to Sit | | | X | | |
| Sit to Supine | | | X | | |
| Sit to Stand | | | X | | |
| Stand to Sit | | | | | |
| Bed to Chair/Wheelchair | | | | | |
| Chair/Wheelchair to Bed | | | | | |
| Functional Mobility | | | X | | |
| Stairs | | | | | |

*****Note:** The PT Discharge SMART Goals section will flow into the OT's SMART Assessment PowerForm as Last Charted Value. The OT should not be writing in the PT Discharge SMART Goals section.

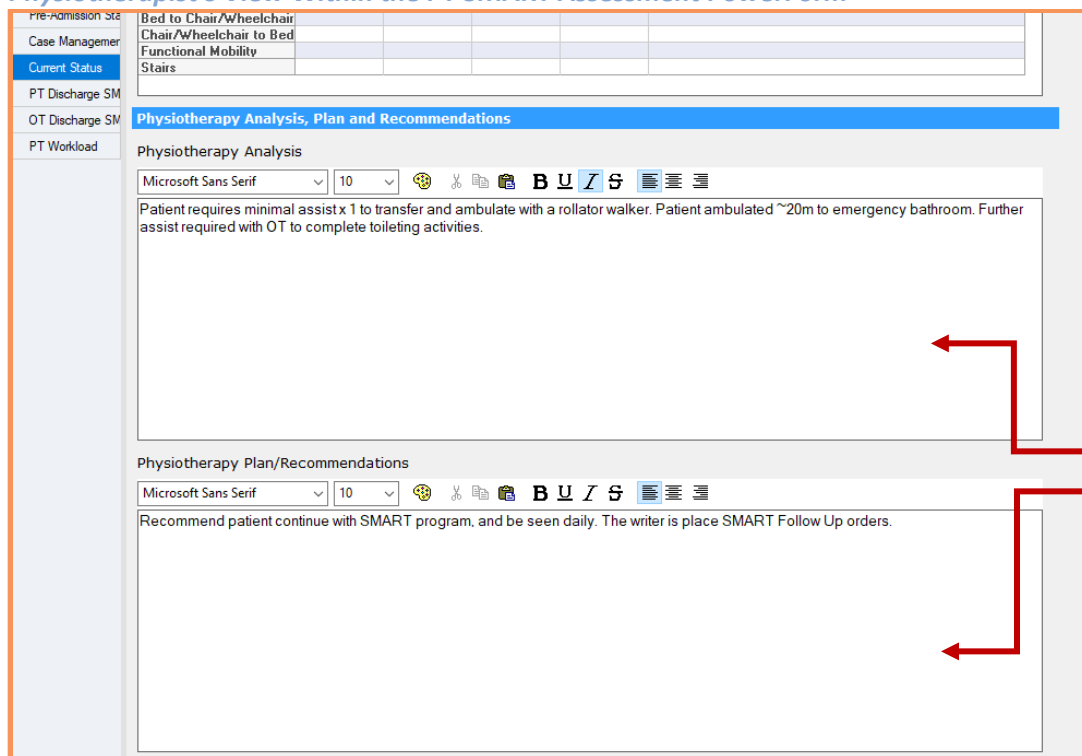
Smart Template Feature

The PTs Analysis, Plan and Recommendations will flow into the OTs SMART Assessment as a smart template, and vice-versa. This is located in the **Current Status** section of the PowerForm.



Type of Referral
 OT Consent
 History, Problems
Pre-Admission Status
 Case Management
Current Status
 OT Discharge SMART Goals
 PT Discharge SMART Goals
 OT Workload

Physiotherapist's View Within the PT SMART Assessment PowerForm



Pre-Admission Sta | Bed to Chair/Wheelchair
 Case Manager | Chair/Wheelchair to Bed
 Current Status | Functional Mobility
 PT Discharge SM | Stairs
 OT Discharge SM
 PT Workload

Physiotherapy Analysis, Plan and Recommendations

Physiotherapy Analysis

Microsoft Sans Serif | 10 | [Rich Text Editor Icons]

Patient requires minimal assist x 1 to transfer and ambulate with a rollator walker. Patient ambulated ~20m to emergency bathroom. Further assist required with OT to complete toileting activities.

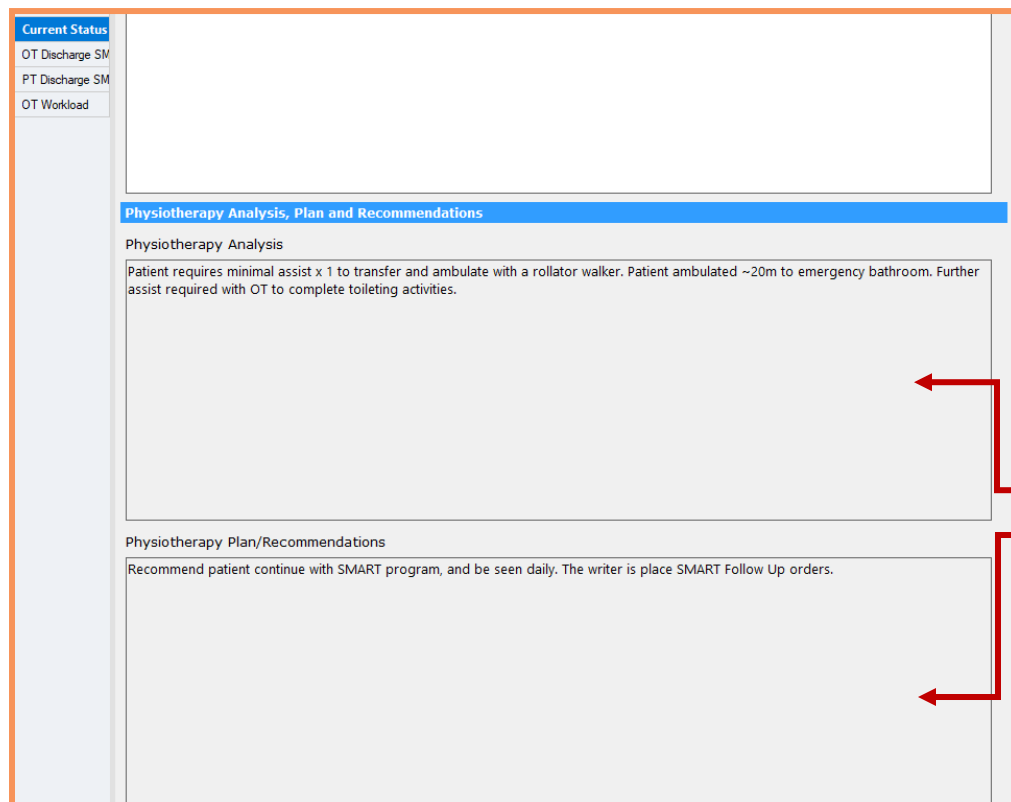
Physiotherapy Plan/Recommendations

Microsoft Sans Serif | 10 | [Rich Text Editor Icons]

Recommend patient continue with SMART program, and be seen daily. The writer is place SMART Follow Up orders.

Rich text box format for the PT to document in. This rich text box can accommodate for ~23,000 characters or a Word document.

Occupational Therapist's View Within the OT SMART Assessment PowerForm of the Physiotherapist's Analysis and Plan/Recommendations



Current Status

- OT Discharge SM
- PT Discharge SM
- OT Workload

Physiotherapy Analysis, Plan and Recommendations

Physiotherapy Analysis

Patient requires minimal assist x 1 to transfer and ambulate with a rollator walker. Patient ambulated ~20m to emergency bathroom. Further assist required with OT to complete toileting activities.

Physiotherapy Plan/Recommendations

Recommend patient continue with SMART program, and be seen daily. The writer is place SMART Follow Up orders.

The PT's text boxes are now in smart template format in the OT's SMART Assessment. The OT can only read what the PT has written in the PT's Analysis and Plan/Recommendations section.

This format is also true to for the OT. When the OT completes the Occupational Therapy Analysis and Plan/Recommendations rich text boxes within the OT SMART Assessment PowerForm, the PT will see that text as a smart template in their PowerForm.

*****Note:** Whomever completes the SMART Assessment first and publishes it, the Last Charted Value (LCV) and smart template information will flow into the other therapist's SMART Assessment PowerForm. If the PT opens the SMART Assessment before the OT completes theirs, no information will be present as LCV and no information will be available to pull in into the smart template.

The last published SMART Assessment document will contain each therapist's data.



SMART & QRT PROGRAMS

HOSPITAL INFORMATION SYSTEM (HIS)

Patient Appropriate for SMART Program

SMART Follow Up Order

If the patient is to remain under the SMART Program, the disciplines will have to initiate their respective “**SMART Follow Up**” orders. This will ensure they remain under the SMART Program for funding purposes.

The Follow Up Orders are titled, *Physiotherapy SMART Follow Up* and *Occupational Therapy SMART Follow Up*

If the patient continues treatment under the SMART Program, the documentation will be tasked and identified as “*PT SMART Treatment*” and “*OT SMART Treatment*” in the Multi-Patient Task List and the Rehab Organizer. This will ensure continued visibility to all team members that this patient is being treated under the SMART Program.

| Name | Location/Room/Bed | Medical Record Number | Task Status | Scheduled Date and Time | Task Description | Order Del |
|--|-------------------|-----------------------|-------------|-------------------------|--------------------|-----------|
| *ZZZTEST, SARAH 10/Oct/1990 <i>*Name Alert</i> | SC ED / WR | 11000117 | Pending | 2024-Oct-21 08:59 | PT SMART Treatment | 10/21/24 |

SMART Treatment Tasking

Patient Inappropriate for SMART Program – Patient Requires Further PT and/or OT

Initiate Standard Follow Up Order

If the patient isn’t appropriate for the SMART Program, but requires ongoing PT and/or OT, the disciplines will have to initiate their respective “**Follow Up**” orders. This will ensure they remain on caseload, but no longer under the SMART Program.



SMART & QRT PROGRAMS

HOSPITAL INFORMATION SYSTEM (HIS)

*****Note:** If the patient was initially appropriate for the SMART Program and SMART Follow Up Orders were initiated, if the patient becomes inappropriate, the PT and OT can Cancel/Discontinue their SMART Follow Up Order, and initiate their standard Follow Up Orders.

Admission and Discharge Barthels Index of Activities of Daily Living

The Admission and Discharge Barthels Index of Activities of Daily Living PowerForms are tasked with the ED REHAB SMART Subphase Order, to Physiotherapy and Occupational Therapy. Both disciplines will have these PowerForms in their MPTL and Rehab Organizer.

Multi-Patient Task List Viewpoint - Barthels

| | | | | | |
|---|----------|---------|-------------------|---|--|
| ZTEST, REHABONESC ED / WR (Jan/1985) <i>*Name Alert</i> | 11054443 | Pending | 2024-Oct-19 16:48 | Admission Barthel Index of Activities of Daily Living | |
| ZTEST, REHABONESC ED / WR (Jan/1985) <i>*Name Alert</i> | 11054443 | Pending | 2024-Oct-19 16:48 | Discharge Barthel Index of Activities of Daily Living | |

Rehab Organizer Viewpoint – Barthels

▼ Treatment (2)

Admission Barthel Index of Activities of Daily Living

Discharge Barthel Index of Activities of Daily Living

The PT **OR** the OT can complete the Admission Barthel PowerForm. The first therapist to complete the Admission Barthel and publish it, the task will disappear for both disciplines.

The Discharge Barthel PowerForm tasking acts the same way, however will remain on the MPTL and Rehab Organizer as *Overdue* for 90 days.

Rescheduling This Task Function

The SMART Assessment PowerForm task and Admission Barthel PowerForm task will remain on the MPTL and Rehab Organizer for 7 days or 168 hours from when the original ED REHAB SMART Subphase was placed. Therapists can Reschedule This Task.

Please refer to **Rescheduling a Task – Rehab Reschedule Reason Note** Tip Sheet.

In contrast, the Discharge Barthel PowerForm will remain on the MPTL and Rehab Organizer for 90 days. The status will remain as *Overdue*. This can be rescheduled closer to the 90-day task time, as needed.



SMART & QRT PROGRAMS

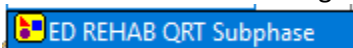
HOSPITAL INFORMATION SYSTEM (HIS)

QRT Program

The QRT Program, which stands for Quick Response Team, is a quality improvement program offered at the larger Niagara Health sites. It includes a multidisciplinary approach including, Occupational Therapy, Physiotherapy, and Case Management.

QRT Program Order

The Prescriber in the Emergency Department, will order ED REHAB QRT Subphase.



The order details include the purpose of the QRT program and criteria, and automatic, individual consult orders to Occupational Therapy, Physiotherapy, and Case Management.

| Component | Status | Dose ... | Details |
|--|--------|----------|---------|
| ED REHAB QRT Subphase (Initiated Pending) | | | |
| <ul style="list-style-type: none"> Admission/Transfer/Discharge <ul style="list-style-type: none"> The Quick Response Team (QRT) is an interprofessional admission avoidance strategy that is utilized in the Emergency Department at the Niagara Falls Site (NFS), St Catharines Site (SCS), and the Welland Site (WS) to prioritize the assessment of non-admitted patients. The Quick Response Team (QRT) model consists of an Occupational Therapist (OT), Physiotherapist (PT) and a Case Manager. The purpose of the QRT is to avoid admission of patients whose needs may be supported in the community, by this team assessing and making recommendations prior to admission. All diagnostics need to be completed before intervention by the team. Interprofessional Consults <ul style="list-style-type: none"> Consult to Quick Response Team - Case Management... T;N Consult to Quick Response Team - Occupational Ther... T;N Consult to Quick Response Team - Physiotherapy (Co... T;N | | | |

Consult to QRT – CM

| Interprofessional Consults | | |
|-------------------------------------|-------------------------------------|--|
| <input checked="" type="checkbox"/> | <input checked="" type="checkbox"/> | Consult to Quick Response Team - Case Management... T;N |
| <input checked="" type="checkbox"/> | <input checked="" type="checkbox"/> | Consult to Quick Response Team - Case Management (Consult to QRT - CM) T;N |
| <input checked="" type="checkbox"/> | <input checked="" type="checkbox"/> | Consult to Quick Response Team - Physiotherapy (Co... T;N |

Consult to QRT – OT

| Interprofessional Consults | | |
|-------------------------------------|-------------------------------------|---|
| <input checked="" type="checkbox"/> | <input checked="" type="checkbox"/> | Consult to Quick Response Team - Case Management... T;N |
| <input checked="" type="checkbox"/> | <input checked="" type="checkbox"/> | Consult to Quick Response Team - Occupational Ther... T;N |
| <input checked="" type="checkbox"/> | <input checked="" type="checkbox"/> | Consult to Quick Response Team - Occupational Therapy (Consult to QRT - OT) T;N |

Consult to QRT – PT

| Interprofessional Consults | | |
|-------------------------------------|-------------------------------------|--|
| <input checked="" type="checkbox"/> | <input checked="" type="checkbox"/> | Consult to Quick Response Team - Case Management... T;N |
| <input checked="" type="checkbox"/> | <input checked="" type="checkbox"/> | Consult to Quick Response Team - Occupational Ther... T;N |
| <input checked="" type="checkbox"/> | <input checked="" type="checkbox"/> | Consult to Quick Response Team - Physiotherapy (Co... T;N |
| | | Consult to Quick Response Team - Physiotherapy (Consult to QRT - PT) |



SMART & QRT PROGRAMS

HOSPITAL INFORMATION SYSTEM (HIS)

PowerForm Tasking

Case Management, Occupational Therapy, and Physiotherapy will be tasked with the QRT Assessment PowerForm.

Multi-Patient Task List Tasking Viewpoint

Case Manager

| Name | Medical Record Number | Location/Room/Bed | Task Status | Scheduled Date and Time | Task Description | Order Date |
|--|-----------------------|-------------------|-------------|-------------------------|--------------------------------------|------------|
| *ZZZTEST, SARAH 10/Oct/1990 <i>*Name Alert</i> | 11000117 | SC ED / WR | Pending | 2024-Oct-21 11:49 | Case Management SMART/QRT Assessment | 10/21/24 |

Occupational Therapy

| | | | | | | |
|--|------------|----------|---------|-------------------|-------------------|-------------------|
| *ZZZTEST, SARAH 10/Oct/1990 <i>*Name Alert</i> | SC ED / WR | 11000117 | Pending | 2024-Oct-21 11:49 | OT QRT Assessment | 10/21/24 11:49:00 |
|--|------------|----------|---------|-------------------|-------------------|-------------------|

Physiotherapy

| | | | | | | |
|--|------------|----------|---------|-------------------|-------------------|-------------------|
| *ZZZTEST, SARAH 10/Oct/1990 <i>*Name Alert</i> | SC ED / WR | 11000117 | Pending | 2024-Oct-21 11:49 | PT QRT Assessment | 10/21/24 11:49:00 |
|--|------------|----------|---------|-------------------|-------------------|-------------------|

QRT Assessment PowerForm

The QRT Assessment PowerForm is the same as the SMART Assessment PowerForm. Therefore, the first section of this particular assessment PowerForm is a required field, to identify the type of assessment.

PT SMART/QRT Assessment - ZZZTEST, SARAH

*Performed on: 20/Oct/2024 10:21 EDT

Type of Referral

- PT Consent
- History, Problems
- Pre-Admission Status
- Case Management
- Current Status
- PT Discharge SMART G
- OT Discharge SMART G
- PT Workload

*Type of Referral

- SMART (Senior Mobility Assess and Restore Team)
- QRT (Quick Response Team)

Choose QRT (Quick Response Team) to satisfy the required field and to identify the type of assessment



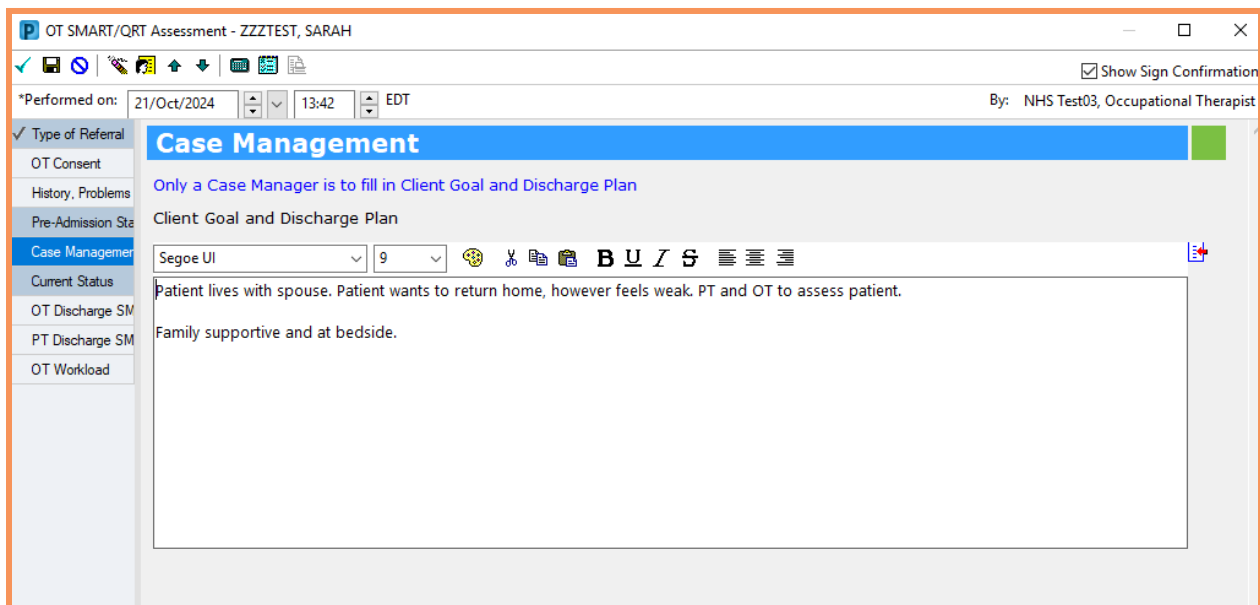
SMART & QRT PROGRAMS

HOSPITAL INFORMATION SYSTEM (HIS)

Last Charted Value Feature

The History, Problems, Pre-Admission Status, Case Management, Current Status, PT Discharge SMART Goals, and the OT Discharge SMART Goals sections of this PowerForm utilize **Last Charted Value (LCV)** functionality. This means that the last information placed into these areas, that data will flow into the next opened PowerForm.

For example, if a Case Manager opens their QRT Assessment PowerForm to complete first, their data will flow into the PT and OT's QRT Assessment PowerForms.



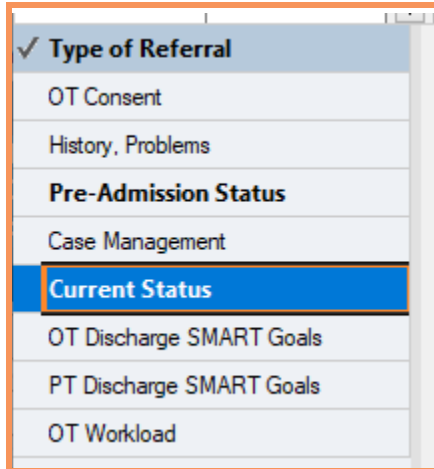


SMART & QRT PROGRAMS

HOSPITAL INFORMATION SYSTEM (HIS)

Smart Template Feature

The PTs Analysis, Plan and Recommendations will flow into the Case Manager's and OTs QRT Assessment as a smart template. This is also true for the OTs Analysis, Plan and Recommendations are in the **Current Status** section of the PowerForm.





SMART & QRT PROGRAMS

HOSPITAL INFORMATION SYSTEM (HIS)

Physiotherapist's View Within the PT QRT Assessment PowerForm

| | | | | | |
|-------------------|-------------------------|--|--|--|--|
| Pre-Admission Sta | Bed to Chair/Wheelchair | | | | |
| Case Manager | Chair/Wheelchair to Bed | | | | |
| Current Status | Functional Mobility | | | | |
| PT Discharge SM | Stairs | | | | |
| OT Discharge SM | | | | | |
| PT Workload | | | | | |

Physiotherapy Analysis, Plan and Recommendations

Physiotherapy Analysis

Microsoft Sans Serif 10

Patient requires minimal assist x 1 to transfer and ambulate with a rollator walker. Patient ambulated ~20m to emergency bathroom. Further assist required with OT to complete toileting activities.

Physiotherapy Plan/Recommendations

Microsoft Sans Serif 10

Recommend patient continue with SMART program, and be seen daily. The writer is place SMART Follow Up orders.

Rich text box format for the PT to document in. This rich text box can accommodate for ~23,000 characters or a Word document.



SMART & QRT PROGRAMS

HOSPITAL INFORMATION SYSTEM (HIS)

Occupational Therapist's View Within the OT SMART Assessment PowerForm of the Physiotherapist's Analysis and Plan/Recommendations

| | |
|--|--|
| Current Status | |
| OT Discharge SM | |
| PT Discharge SM | |
| OT Workload | |
| Physiotherapy Analysis, Plan and Recommendations | |
| Physiotherapy Analysis | |
| Patient requires minimal assist x 1 to transfer and ambulate with a rollator walker. Patient ambulated ~20m to emergency bathroom. Further assist required with OT to complete toileting activities. | |
| Physiotherapy Plan/Recommendations | |
| Recommend patient continue with SMART program, and be seen daily. The writer is place SMART Follow Up orders. | |

The PT's text boxes are now in smart template format in the Case Manager's OT's QRT Assessment. The OT and Case Manager can only read what the PT has written in the PT's Analysis and Plan/Recommendations section.

This format is also true to for the OT. When the OT completes the Occupational Therapy Analysis and Plan/Recommendations rich text boxes within the OT QRT Assessment PowerForm, the PT and Case Manager will see that text as a smart template in their QRT PowerForms.

*****Note:** Whomever completes the QRT Assessment first and publishes it, the Last Charted Value (LCV) and smart template information will flow into the other Health Care Providers' QRT Assessment PowerForm. If the Case Manager opens the QRT Assessment before the PT and OT completes theirs, no information will be present as LCV and no information will be available to pull in into the smart template.



SMART & QRT PROGRAMS

HOSPITAL INFORMATION SYSTEM (HIS)

The last published QRT Assessment document will contain each Health Care Providers' data.

The screenshot shows a software interface with a blue header bar labeled 'Documentation'. Below the header is a toolbar with icons for '+ Add', 'Sign', 'Forward', 'Provider Letter', 'Modify', and 'In Error', along with a 'Preview' button. A 'List' section contains a 'Display:' dropdown set to 'All' and an 'Advanced Filters' button. Below this is a table with three columns: 'Service Date/Ti...', 'Subject', and 'Type'. The table contains three rows of data.

| Service Date/Ti... | Subject | Type |
|----------------------|--------------------------------------|--------------------------------|
| 2024-Oct-21 13:42:00 | OT SMART/QRT Assessment | OT SMART/QRT Assessment - Text |
| 2024-Oct-21 13:40:00 | Case Management SMART/QRT Assessment | CM SMART/QRT Assessment - Text |
| 2024-Oct-21 13:37:00 | PT SMART/QRT Assessment | PT SMART/QRT Assessment - Text |

In the above example, the OT was the last Health Care Provider to SIGN and SUBMIT the QRT Assessment PowerForm. The OT's PowerForm when looking at it's textual rendition, will have all information from the Case Manager's and PT's QRT PowerForms.

*****Note:** The QRT Assessment cannot be rescheduled, as this is a time sensitive consult.